

# Model, monitor & manage for peak performance.

**Xplan Portfolio**

[iress.com/xplan-portfolio](https://iress.com/xplan-portfolio)



# Tell me how it will help me

# Tell me what it actually does



Managing portfolios can be challenging—with high demands on advisers and their teams—from constructing and managing portfolios to engaging and servicing clients.

From management to modelling, Xplan Portfolio allows for faster reporting, quick access to tax, valuation and performance plus, market data and approved product lists when you need it. Xplan Portfolio is a single, reliable piece of software offering end-to-end support of client portfolio management.

Xplan Portfolio is suitable for simple portfolios, right through to those more sophisticated. It allows you to construct, review, analyse and configure your clients' portfolios and supports all investment types.

Administration, performance analysis, tax impact analysis, asset allocation assessment and transaction management are made simple with Xplan Portfolio.

The screenshot displays the Xplan Portfolio software interface. On the left is a navigation menu with categories like Client, At a Glance, Advice Process, Financial and Protection, Portfolios, Position, Performance, Asset Allocation, Transactions, Recurring Transactions, Cash Summary, Cash Match, CGT, Settings, Model, Reports, Client Access, Research, Admin, Corporate Actions, Servicing and Administration, Documentation, Workflow, Servicing, CommsPlay, Revenue, Terms and Conditions, Complaints, General Administration, Client Access, New Business, and Opportunities. The main area shows a 'Holdings Overview' table for a client named 'Furthest, John'. The table lists various investments with columns for Account, Reporting, Exchange, Security Name, Units, Total Cost, Cost Base, Price, Native Price, Native Price, Market Value (USD), Native Market Value, Unsettled Gain, and Exit Fees. Below the table is a 'Summary' section with a table showing 'Value of selected Accounts allocated to Goals' and 'Remaining Amount to Allocate to Goals'.

Account	Reporting	Exchange	Security Name	Units	Total Cost	Cost Base	Price	Native Price	Native Price	Market Value (USD)	Native Market Value	Unsettled Gain	Exit Fees	Res
El John-GA	GBP	UKL	CASH UKL	78,818.53	78,818.53	0.00	1.000000	1.000000	16 Jun 2016	168,763.16	2,000.00	0.00	Yes	N/A
El John-GA	GBP	GBP	Standard Life Private Eq Ord	10,126.96	80,000.00	50,000.00	6.107000	6.107000	Yesterday	61,836.76	61,836.76	11,836.76	Yes	N/A
El John-GA	GBP	LSX	TSBCO - ORD SP	18,114.74	27,818.93	27,818.93	2.488000	2.488000	Yesterday	37,796.03	37,796.03	9,677.10	Yes	N/A
El John-GA	GBP	GBP	Thameswater Navigator (R High Ptd Acc	1,740.14	3,000.00	3,000.00	1.620000	1.620000	Yesterday	3,077.97	3,077.97	0.00	Yes	N/A
El John-GA	GBP	GBP	Franklin US Smaller Companies A Inc	338.70	1,482.85	1,482.85	11.000000	11.000000	Last year	3,737.33	3,737.33	2,254.48	Yes	N/A
El John-GA	GBP	LSX	TSBCO - ORD SP	1,000.00	1,000.00	0.00	2.488000	2.488000	Yesterday	2,488.00	2,488.00	1,488.00	Yes	N/A
El John-GA	GBP	LSX	VODAFONE GRP - ORD USD0.20 2021	17,218.82	43,000.00	40,000.00	1.400000	1.400000	Yesterday	24,533.84	24,533.84	15,315.02	Yes	N/A
El John-SC 17250	GBP	GBP	Old Mutual Global Strat Bd P GBP Inc	79,888.88	95,000.00	80,000.00	3.507000	3.507000	20-Apr-2016	58,561.83	58,561.83	8,518.17	Yes	BUY
El John-SC 17250	GBP	LSX	TSBCO - ORD SP	2,338.45	10,000.00	10,000.00	2.488000	2.488000	Yesterday	5,836.45	5,836.45	4,498.00	Yes	N/A
El Standard Life Pension	GBP	GBP	Standard Life Wealth Str Bridge	124,878.12	285,000.00	285,000.00	2.088000	2.088000	Yesterday	267,887.13	267,887.13	7,908.87	Yes	N/A
El John-Other Investments	GBP	GBP	Standard Life Wealth Str Bridge	12,888.88	12,888.88	12,888.88	2.088000	2.088000	Yesterday	11,988.32	11,988.32	8,988.32	Yes	N/A
Grand Total	GBP	LSX	TSBCO - ORD SP	4,107.88	48,314.18	12,000.00	2.488000	2.488000	Yesterday	415,774.08	415,774.08	11,989.12	Yes	N/A

Summary	Asset Class Allocations	Regional Allocations	Simulated Returns	Analytics
Value of selected Accounts allocated to Goals:				Remaining Amount to Allocate to Goals:
Total Cost:	453,361.68	Cash Balance:	475,784.96	475,784.96
Unsettled Gain:	22,433.14	Unsettled Income:	(2,000.00)	(2,000.00)
Realised Gain:	23,732.16	Unsettled Capital Trades:	0.00	0.00
Total Gain:	51,165.30	Estimated Unsettled Cash Balance:	(2,000.00)	(2,000.00)

# Can you break it down for me?



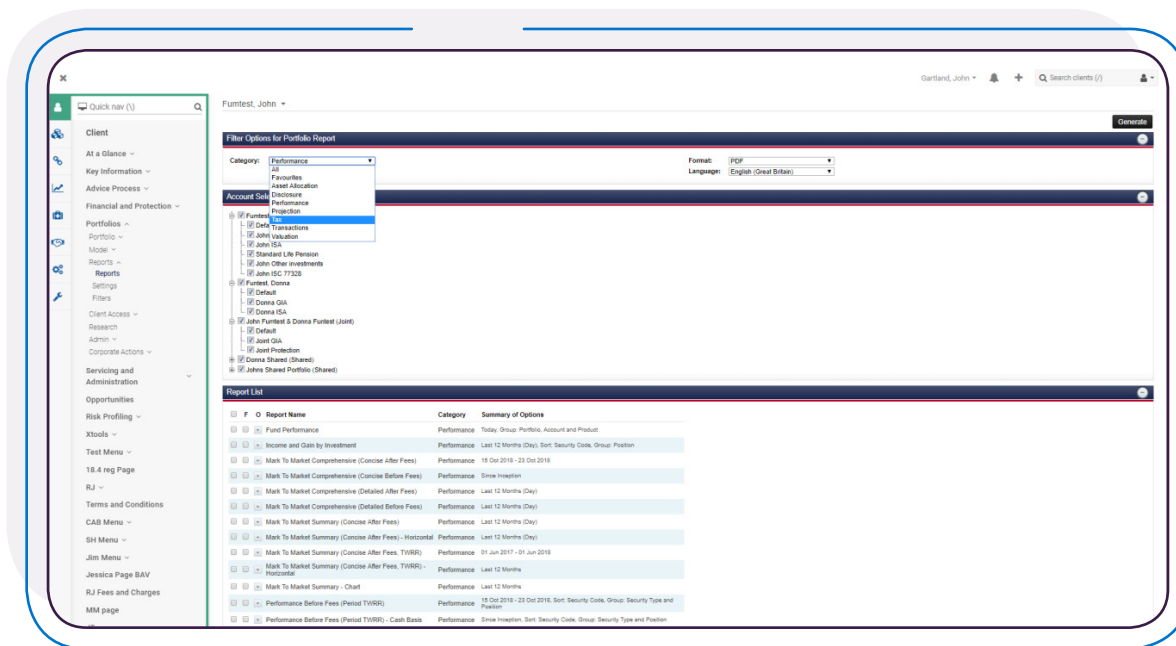
## Positions

A system of portfolios and sub-portfolios makes separating and categorising client investments easy. You can view, search and manage positions on holdings across a range of clients.

## Modelling and construction

Portfolios are viewed and constructed at the portfolio or sub-portfolio level, and flexible modelling tools allow you to construct portfolios:

- manually based on specific holdings.
- based on model targets, consisting of a selection of securities with a recommended weighting for each security.



## Corporate actions

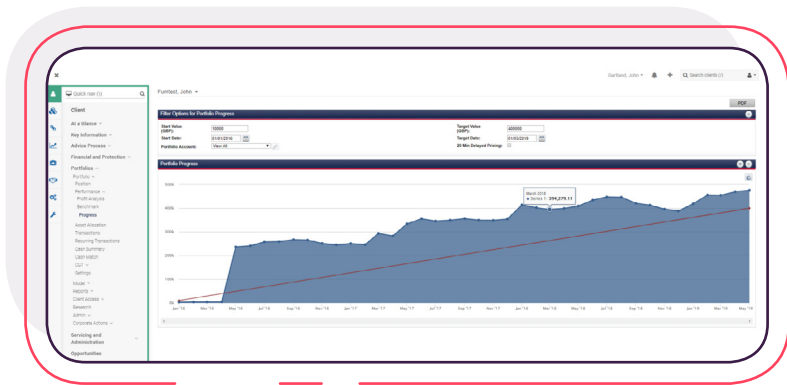
Schedule corporate actions to run automatically and notify on completion, or set alerts for portfolios affected by specific corporate action for applying at discretion. Comprehensive, and automatically generated corporate action templates support all common events, or alternatively, you can build your own. Corporate actions are applied to individual or multiple portfolios and can be run and reversed any number of times. Dividend Reinvestment Plan (DRP) units automatically allocate and capture all the correct tax information applicable to the dividend.

## Performance analysis

Analyse the current portfolio or related entities performance over a user-defined period, and compare to market benchmarks. Performance detail is available in both internal rate of return (IRR), or GIPS compliant, daily time-weighted rate of return (TWRR). Calculations can be measured at an individual holding, Account or sub-portfolio level, as well as at many other market segments.

## Asset allocation

A graphical representation of a client's current assets lets you compare their portfolio with their risk profile and target asset allocation position. This feature is also available when you construct portfolio modelling, allowing you to create a portfolio based on a risk profile position.



## Tax assessment

Access both unrealised and realised CGT details, using a range of tax methods, including the availability of optimised rules for trade match jurisdictions. Period end income tax reporting is also available, generated using tax-related data from transactions.

## Reporting

Generate comprehensive and consolidated portfolio reports for any number of client-related entities and sub-portfolios. Reporting covers all areas of valuation, such as transactions, tax, performance, compliance and asset allocation. Choose to send your clients notifications as printed or PDF reports, or via secure online access. You can also integrate reports into advice documents in Xplan Client Focus. Reports are easily branded to reflect your business.

## Trade execution

You can initiate and send orders directly to brokers from within the portfolio interface with pre- and post-trade compliance checks. Orders are monitored in real-time, allowing you to see the market as your broker sees it. You can also view orders that a broker creates on your behalf, or at the request of the client, via other trading interfaces.

## Transaction datafeeds

You are notified of transactions relevant to your clients' via automated system data feeds, which source data from administration platforms, such as a wrap account, master trust, fund manager or broker.

## Multi-currency support

Foreign currency transactions may be input manually or received via a data feed. Exchange rates automatically update and you can generate portfolio reports in any specified currency, in addition to security native currencies.

## Platform fees

Manage your fee structures, and fully disclose fees to clients. There is no limit to the number of structures you can support, and you can make individual structures available at a global, group or individual permission levels. Applying fee sets to client sub-portfolios automatically calculate fees (as portfolio recommendations or modifications are made). Alternatively, you can override calculated fees with custom fees.

# Give me six reasons why I should use it

1

## Flexible

Ad-hoc or target set based portfolio construction.

2

## Global

Support for all investment types including multi-currency support.

3

## Streamlined

Automated transaction updates from platforms.

4

## Connectivity

Broker connectivity for trade execution and comprehensive reporting.

5

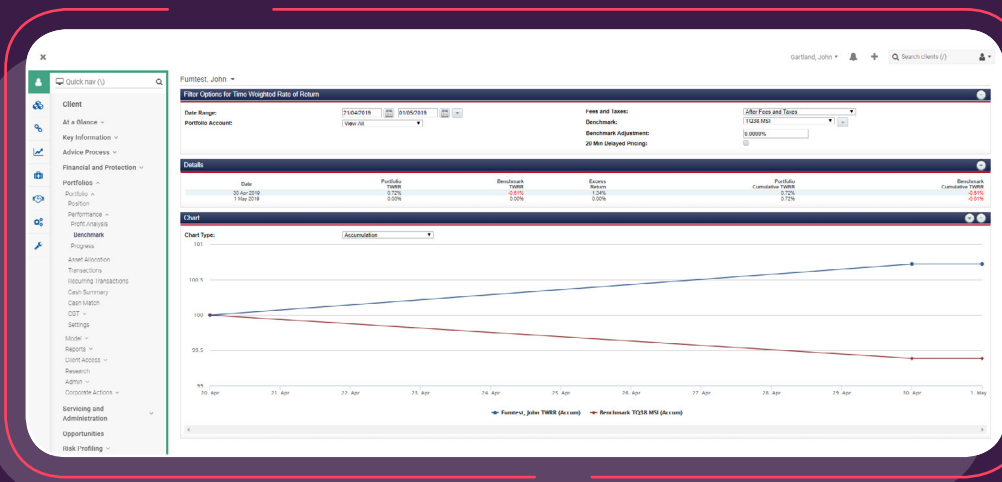
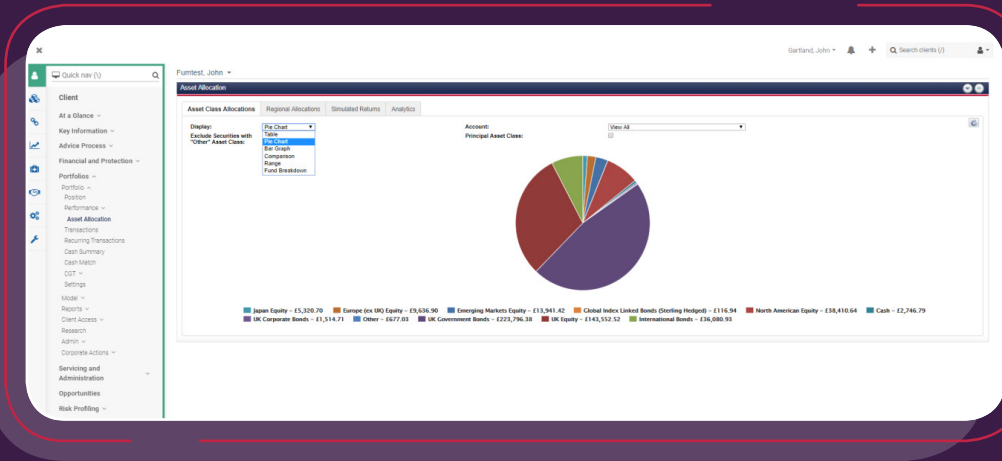
## Customisable

Flexible fee structures.

6

## Easy access

Client online access.



## What about service and support?

We understand providing great service and support goes hand-in-hand with delivering great software.

We pride ourselves on our thorough and timely implementations, reliable and scalable hosting services, robust back-up and recovery procedures, and ISO/IEC certified information security management.

Our expert-led support team, training programs and online user community all help our users get the most out of our software.

## How does Iress stack up as a technology partner?

Every day, more than 9,000 financial services businesses use our software to make better decisions and deliver better results. We know they don't just expect software that works, they also want a technology partner that works with them.

Leveraging our industry knowledge and global experience working with clients just like you, we design, develop and deliver creative, reliable software that does what you need it to.

At Iress, we believe technology should help people perform better every day.



**iress.com**

Australia - Asia - Canada - New Zealand - South Africa - United Kingdom